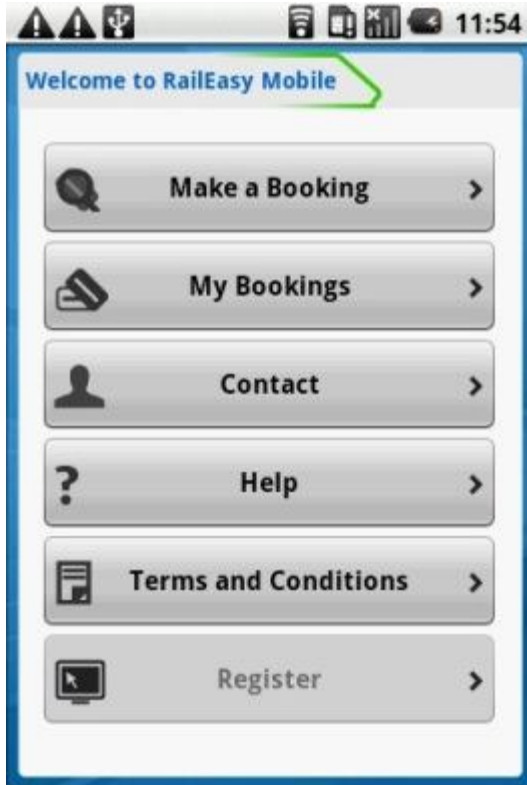


Raileasy Mobile Screen Shots – The Booking Process

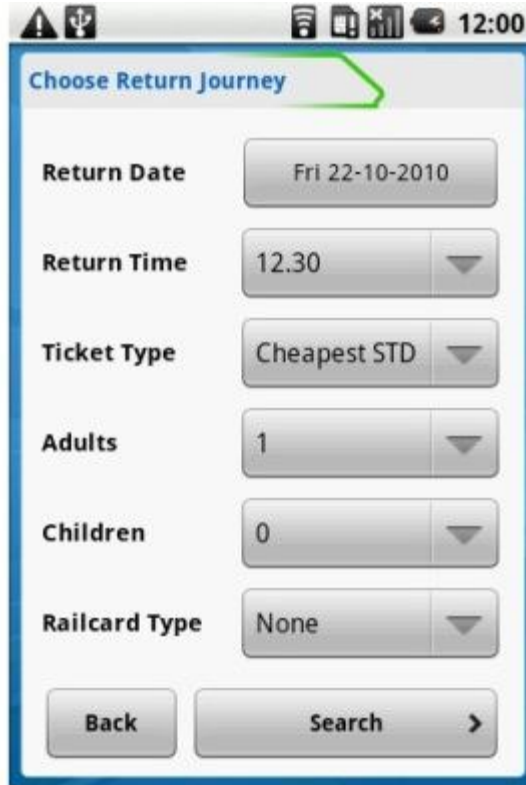
Raileasy Mobile App homepage

Make a booking, view existing bookings and contact details



Outbound Journey Search

Choose departure/destination stations, outbound date & time, single or return and preferred ticket type



Raileasy Mobile Screen Shots – The Booking Process

Return Journey Search

Enter return date & time, passenger details, preferred ticket type and railcards (if applicable)

Choose Return Journey

Return Date: Fri 22-10-2010

Return Time: 12.30

Ticket Type: Cheapest STD

Adults: 1

Children: 0

Railcard Type: None

Back Search >

Timetable and Fares

Fares displayed in price order, scroll through and select preferred fare & times including fare terms

Select Your Fares

1 of 16 Fares

Price £17.00

From: London (mainline sta...)

To: Brighton

Dept: 12:12 - 22/10/2010

Arrive: 13:17 - 22/10/2010

Type: STD/Off Peak

Changes: 0

Return: Brighton

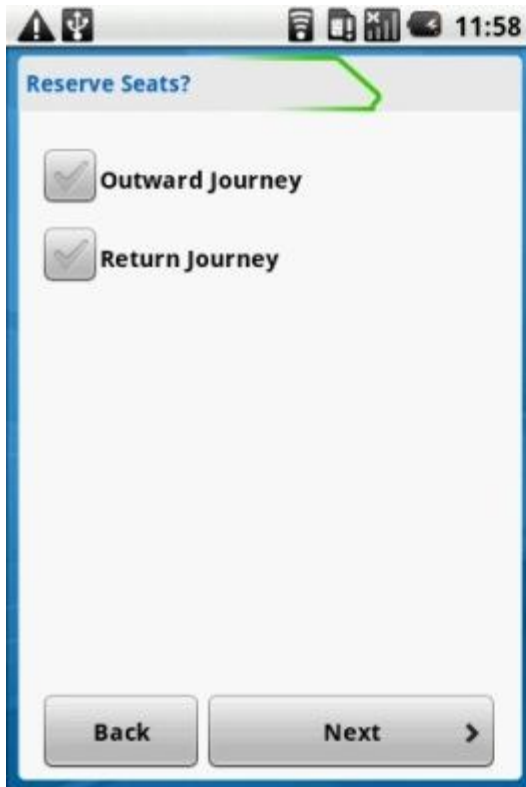
To: London (mainline sta...)

Back Book Fare >

Raileasy Mobile Screen Shots – The Booking Process

Reserve Seat Options

You can choose to reserve seats for the outward or return portion of your journey or both *subject to availability



Booking Screen

Just enter PIN number given on registering your credit/debit card, contact details and your card's 3 digit security code



Raileasy Mobile Screen Shots – The Booking Process

Booking Reference Confirmation

Use this for ticket collection anytime after you make the booking



Raileasy Registration

Just enter your personal details and your card details *Android only

